Multiple District 36

As of October 2026 Cumulative

Year	New Clubs	Dropped Clubs	Gain/ Loss Clubs	New Members	Charter Members	Reinstate Members	Transfer Members	Total Member Added	Total Members Dropped	Gain/ Loss Members
2022-2023	1	4	-3	339	33	48	12	432	491	-59
2023-2024	0	7	-7	269	0	22	21	312	446	-134
2024-2025	0	2	-2	269	0	65	32	366	464	-98
2025-2026	0	5	-5	253	0	33	15	301	383	-82
2026-2027	0	0	0	78	0	7	5	90	126	-36
Average	**0**	**4**	**-3**	**242**	**7**	**35**	**17**	**300**	**382**	**-82**

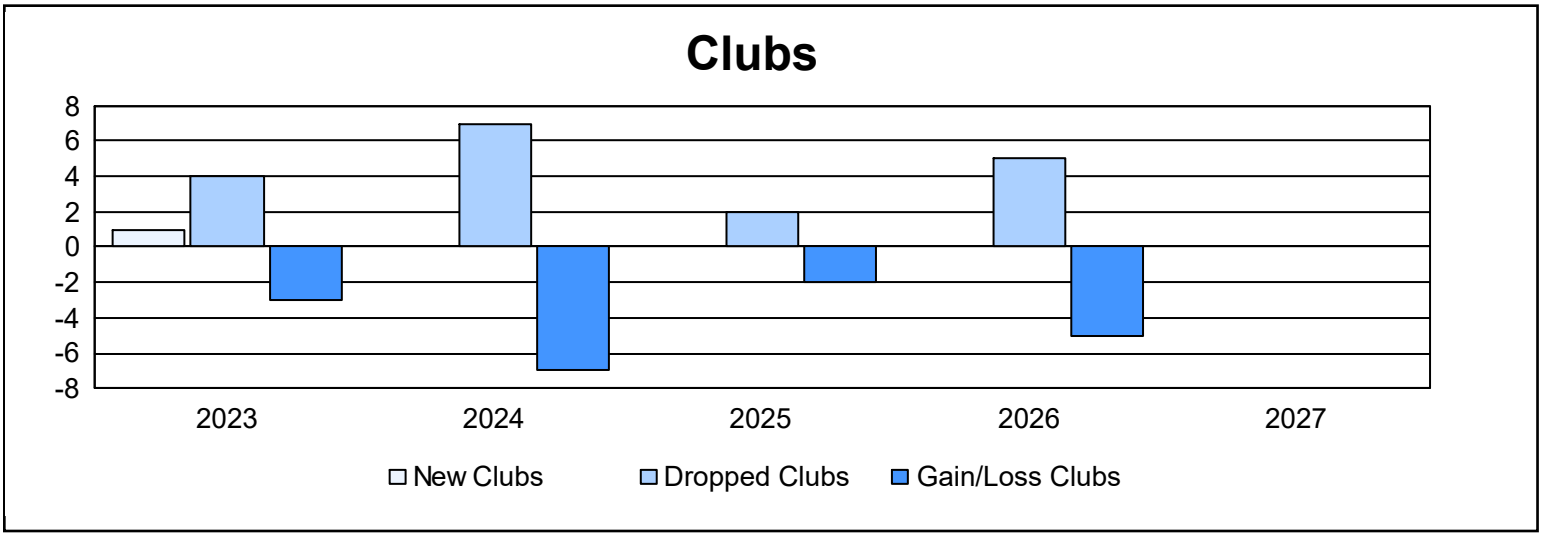

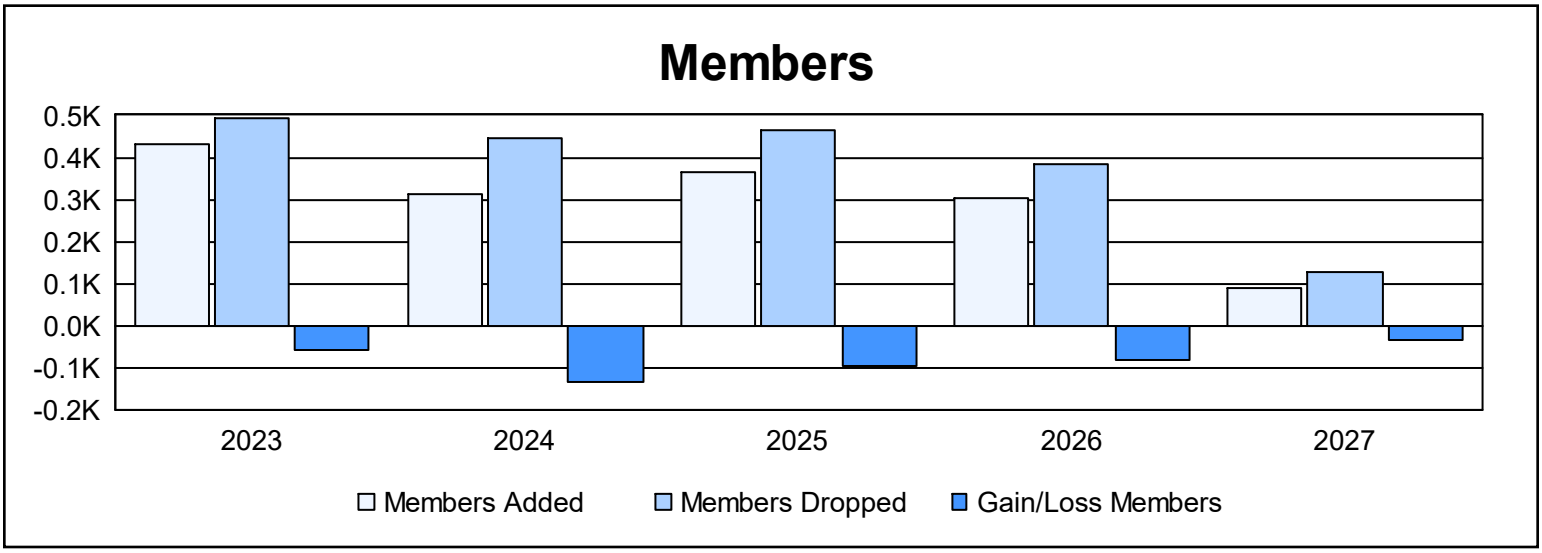

Membership Composition

October 2026 Cumulative

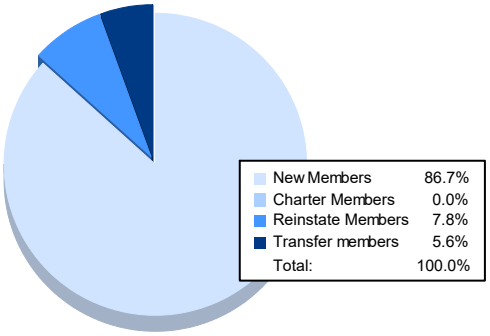

New Members	86.7%
Charter Members	0.0%
Reinstate Members	7.8%
Transfer members	5.6%
Total:	100.0%

Gender Composition

October 2026 Cumulative

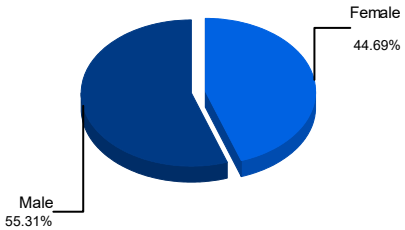

Female	44.69%
Male	55.31%
PreferNotToAnswer	0.00%
NonBinary	0.00%
Total:	100.00%